






# YUASA DLDM111LH Packing List

## Mechanical Endurance Testing System

v2

### Packing List for YUASA Motor Unit DLDM111LH

1. 1 x Instruction Manual TCDM111LH / DLDM111LH
2. 1 x Motor Unit DLDM111LH
3. 1 x Driving Shaft 
4. 1 x AC Power Cord 
5. 1 x Power Cord Adapter (3-prong to 2-prong + Ground Cable) 
6. 1 x T-type Hexagon Bar Wrench 
7. 1 x Locking Latch 

The Adjusting Port Cover should be on the Motor Unit held with the four screws. If you are shipping the Motor Unit, the Adjusting Port Cover may have been removed during use and must be put back in place before shipping. The Driving Shaft must be removed for shipping.

This drawing shows the Motor Unit with the Adjusting Port Cover in place. The drawing also shows the Driving Shaft installed. **The Driving Shaft MUST be removed from the Motor Unit prior to shipping to avoid damage.**

